



INSTRUCTIONS / DIRECTIVES / INSTRUCCIONES



Release corners and remove shield stand

Libérez les coins et enlevez le pied du protecteur


Suelte las esquinas y retire el soporte de la carcasa



Peel away and remove the outer silicone casing

Enlevez la coque externe en silicone


Extraiga y retire la carcasa exterior de silicona



Separate the hard plastic case by locating the indicated arrows and unhinging each snap on all four sides of the case

Séparez l'étui rigide en plastique en repérant les flèches et détachant les boutons sur les quatre côtés de l'étui


Separate la carcasa de plástico duro ubicando la zona señalada por las flechas y abriendo los cierres de cada uno de los lados de la carcasa



Place the device into the bottom half of the hard plastic case

Installez l'appareil dans la partie inférieure de l'étui rigide en plastique

Coloque el dispositivo en la mitad inferior de la carcasa de plástico duro




Place the lid on top of the device and snap the two halves together, locking the device in place

Installez le couvercle sur le haut de l'appareil et attachez les deux moitiés ensemble, ce qui maintient l'appareil en place

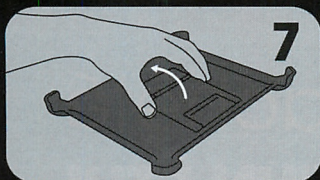
Coloque la tapa encima del dispositivo y encaje las dos mitades, encerrando así el dispositivo.

DEFENDERSERIES

www.offerbox.com/case-instructions







Wrap the silicone shell around the hard plastic case
Remplacez la coque en silicone sur l'étui rigide en plastique
Introduzca la carcasa de plástico duro en la funda de silicona



Pull up on the shield stand hinge to set up the device stand
Poussez la charnière sur le pied pour l'installer
Levante la bisagra del soporte de la carcasa para colocar el soporte del dispositivo

4 WORKING POSITIONS / 4 POSITIONS DE TRAVAIL / 4 POSICIONES



A **Low stand angle – natural typing angle**
Position basse – position naturelle d'utilisation du clavier
Poca inclinación del soporte, ángulo natural de escritura

B **Low stand angle – portrait orientation**
Position basse – orientation portrait
Poca inclinación del soporte, vertical

C **Steep stand angle – portrait orientation**
Position debout – orientation portrait
Gran inclinación del soporte, vertical

D **Steep stand angle – landscape orientation**
Position debout – orientation paysage
Gran inclinación del soporte, horizontal