



Radioorientering i Västerås 2003



Slutresultat poängligan, 19 tävlingar

| | 2003 | 2002 | 2001 | 2000 | 1999 | 1998 | 1997 | 1996 | 1995 |
|---------------------|------|------|------|------|------|------|------|------|------|
| VRK-tävlingar | 15 | 16 | 16 | 14 | 14 | 13 | 16 | 14 | 15 |
| Antal starter | 149 | 144 | 142 | 121 | 115 | 128 | 131 | 94 | 106 |
| Starter per tävling | 10 | 9 | 9 | 9 | 8 | 10 | 8 | 7 | 7 |

| Name | Call | Points | Total foxes | Total time | Time /fox | P1 | P2 | P3 | P4 | P5 | P6 | ESK P7 | ESK P8 | P9 | P10 | P11 | P12 | P13 | P14 | ESK P15 | P16 | ESK P17 | P18 | P19 |
|---------------------------|---|--------|-------------|------------|-----------|------------|-------------|------------|------------|------------|-------------|-------------|------------|------------|------------|------------|------------|------------|------------|------------|------------|------------|------------|------------|
| 1 Hans Sundgren | SM5SVM | 1000 | 103 | 21:34:44 | 12:34 | 100 | 100 | 100 | 99 | 100 | 97 | 100 | - | 94 | 100B | 100 | 98 | 100B | 99 | 100 | 98 | 96 | 100 | 98 |
| 2 Bo Lenander | SM5CJW | 998 | 115 | 23:49:03 | 12:26 | 100N | 99 | 99 | 100 | 99 | 100 | 97 | 98 | 100B | 99 | 96 | 97 | 100 | 100 | 98 | 100 | 99 | 99 | 100 |
| 3 Jan Palmquist | SM5FUG | 996 | 110 | 24:34:32 | 13:24 | 95 | 100N | 95 | 100B | 100B | 99 | 99 | 100 | 100 | 98 | 98 | 99 | 98 | 97 | 99 | 99 | 100 | 98 | 99 |
| 4 Leif Zettervall | SM5EZM | 987 | 88 | 21:05:33 | 14:23 | 98 | 98 | 98 | - | - | 98 | 98 | 99 | 99 | 97 | 93 | 96 | 99 | 96 | 95 | 96 | 98 | 100B | 100B |
| 5 John Larsson | SM5DAA | 972 | 84 | 21:59:00 | 15:42 | 97 | 95 | 96 | 97 | - | 96 | 94 | 96 | 95 | 96 | 99 | 100 | - | 98 | 97 | - | - | - | - |
| 6 Rolf Svensson | SM5DIY | 971 | 98 | 33:48:21 | 20:42 | 100B | 97 | 94 | 96 | 97 | 93 | 95 | 94 | 97 | 94 | 94 | 94 | 95 | 94 | 96 | 100B | 95 | 97 | 97 |
| 7 Ingvar Anngård | SM5DAT | 968 | 71 | 20:03:00 | 16:57 | 96 | 96 | 93 | - | - | 95 | - | - | 98 | 95 | 97 | 100B | 97 | 95 | - | 97 | 97 | - | - |
| 8 Peter Kraft | - | 964 | 52 | 14:34:41 | 16:49 | - | 92 | 97 | 98 | 98 | 91 | 96 | 97 | - | 100 | 100B | 95 | - | - | - | - | - | - | - |
| 9 Jörn Nielssen | SM5IFO | 857 | 32 | 11:33:07 | 21:40 | - | 91 | 92 | - | - | 100B | 93 | 95 | 93 | - | - | - | - | 93 | - | - | - | 100M | 100M |
| 10 Per Eidenvall | SM5XZC | 651 | 26 | 11:03:33 | 25:31 | - | 94 | - | - | - | 90 | 92 | 93 | 96 | - | 93 | - | 93 | - | - | - | - | - | - |
| 11 Ragge Jagero | SM5DIC | 494 | 7 | 2.03.56 | 17:42 | - | - | - | 100M | 100M | 94 | - | - | - | - | - | - | - | - | - | - | - | 100M | 100M |
| 12 Lars Larsson | SM5ANC | 286 | 11 | 3:40:10 | 20:01 | - | - | - | - | - | 92 | - | - | - | - | - | - | 94 | 100B | - | - | - | - | - |
| 13 Hans Johansson | - | 279 | 9 | 4:52:24 | 32:29 | - | - | - | - | - | - | - | - | 91 | 93 | 95 | - | - | - | - | - | - | - | - |
| 14 Anders Eidenvall | SM5EFX | 188 | 9 | 3:18:39 | 22:04 | - | - | - | - | - | - | - | - | - | - | - | - | 96 | 92 | - | - | - | - | - |
| 15 Kerstin | - | 110 | 0 | 0:00:00 | - | - | - | - | - | - | 10U | - | - | - | - | - | - | - | 100M | - | - | - | - | - |
| 16 Jan Hasselgren | SM5XZC | 94 | 5 | 1.29.10 | 17:50 | 94 | - | - | - | - | - | - | - | - | - | - | - | - | - | - | - | - | - | - |
| 17 Göran Backman | SM5SIC | 92 | 3 | 1.45.00 | 35:00 | - | - | - | - | - | - | - | 92 | - | - | - | - | - | - | - | - | - | - | - |
| 18 Urban Eugenius | SM5BTX | 92 | 3 | 1.42.30 | 34:10 | - | - | - | - | - | - | - | - | 92 | - | - | - | - | - | - | - | - | - | - |
| 19 Erik Berggren | SM5APS | 90 | 2 | 1.42.33 | 51:16 | - | - | - | - | - | - | - | - | 90 | - | - | - | - | - | - | - | - | - | - |
| 20 George Loddby | SM5NDI | 89 | 0 | 0:30:00 | - | - | - | - | - | - | - | - | - | 89 | - | - | - | - | - | - | - | - | - | - |
| Medhjälpare | | | | | | | | | | | | | | | | | | | | | | | | |
| 1 Christer Eriksson | - | 400 | - | - | - | - | - | - | 100M | 100M | - | - | - | - | - | - | - | - | - | - | - | - | 100M | 100M |
| 2 Nils-Olof Andersson | SM5HCL | 200 | - | - | - | - | 100M | 100B | - | - | - | - | - | - | - | - | - | - | - | - | - | - | - | - |
| 3 Leif Delin | SM5HUR | 200 | - | - | - | - | 100B | 100M | - | - | - | - | - | - | - | - | - | - | - | - | - | - | - | - |
| 4 Per Lenander | - | 100 | - | - | - | - | - | - | - | - | - | - | 100M | - | - | - | - | - | - | - | - | - | - | - |
| Total no. starting | VRKrunners:144, VRKstarts:149, Total:211 | | | | | 7 | 10+1 | 9 | 5+9 | 4+8 | 11+1 | 9+12 | 9+6 | 12 | 8 | 11 | 7 | 8+2 | 9 | 6+7 | 5+2 | 6+7 | 4+6 | 4+6 |
| Length, km | 83.4 km | | | | | 4.2 | 4.7 | 3.5 | 5.8 | 4.6 | 3.9 | 4.2 | 4.0 | 4.4 | 3.7 | 3.2 | 2.9 | 6.1 | 5.3 | 5.0 | 4.7 | 4.1 | 3.6 | 5.5 |



Flest deltagar-tillfällen 2003

| | |
|--------|----|
| Rolf | 19 |
| Jan | 19 |
| Bo | 19 |
| Hans | 18 |
| Leif | 17 |
| John | 13 |
| Ingvar | 12 |
| Peter | 10 |
| Jörn | 9 |
| Per E | 7 |
| Ragge | 5 |

MAXRÄV 2003

Flest rävar 2003

| | |
|--------|-----|
| Bo | 115 |
| Jan | 110 |
| Hans | 103 |
| Rolf | 98 |
| Leif Z | 88 |
| John | 84 |
| Ingvar | 71 |

Längst tid i skogen 2003

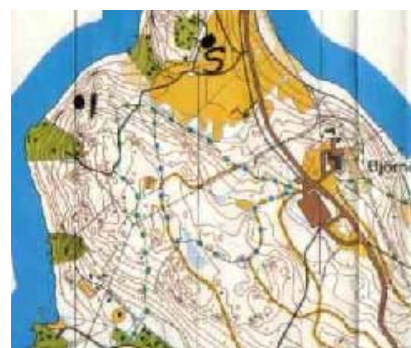
| | |
|--------|-----------|
| Rolf | 33 h 48 m |
| Jan | 24 h 35 m |
| Bo | 23 h 49 m |
| John | 21 h 59 m |
| Hans S | 21 h 34 m |
| Leif Z | 21 h 05 m |

Längst tid i skogen 2002

| | |
|--------|-----------|
| Rolf | 24 h 44 m |
| Jan | 21 h 11 m |
| Ingvar | 20 h 56 m |
| Leif Z | 20 h 01 m |
| Lars | 19 h 34 m |
| John | 16 h 44 m |

Längst tid i skogen 2001

| | |
|--------|-----------|
| Rolf | 23 h 49 m |
| John | 22 h 48 m |
| Bo | 19 h 13 m |
| Ingvar | 15 h 58 m |
| Leif Z | 15 h 42 m |
| Hans S | 14 h 14 m |



Minst tid per räv 2003

| | |
|--------|-------------|
| Bo | 12 min 26 s |
| Hans S | 12 min 34 s |
| Jan | 13 min 24 s |
| Leif Z | 14 min 23 s |
| John | 15 min 42 s |
| Peter | 16 min 49 s |

Minst tid per räv 2002


| | |
|----------|-------------|
| Hans S | 11 min 53 s |
| Christer | 13 min 18 s |
| Bo | 13 min 21 s |
| Leif Z | 14 min 28 s |
| Jan | 14 min 46 s |
| John | 15 min 13 s |

Minst tid per räv 2001

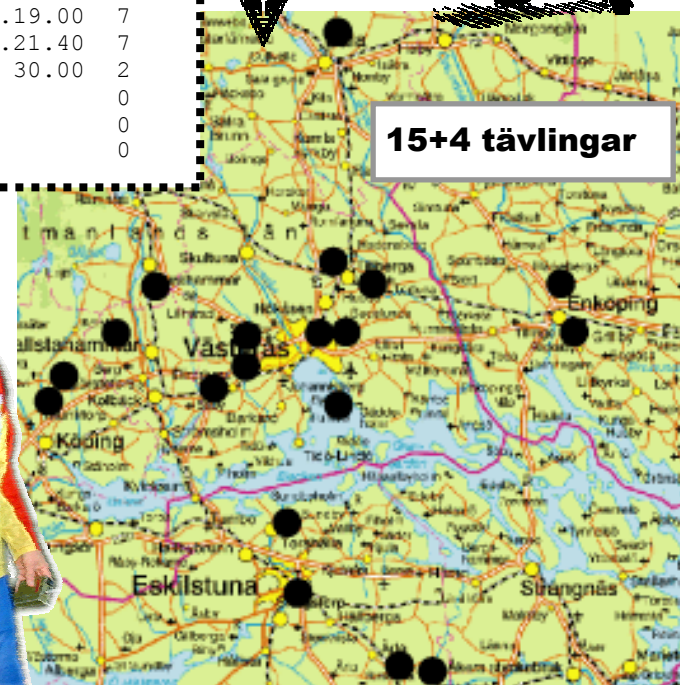
| | |
|----------|-------------|
| Hans S | 11 min 42 s |
| Bo | 12 min 40 s |
| Christer | 13 min 15 s |
| Jan | 13 min 50 s |
| Leif Z | 15 min 11 s |
| Leif D | 15 min 19 s |

VRK:s klubbmästerskap 2003

| | | Totalt | Natt-etapp | Dag-etapp |
|---------|-------|---------|------------|-----------|
| 1 Jan | FUG | 2.22.35 | 1.02.45 | 1.19.50 |
| 2 Bo | CJW | 2.25.30 | 1.06.30 | 1.19.00 |
| 3 Hans | SVM | 2.26.15 | 1.04.35 | 1.21.40 |
| 4 Leif | EZM | 1.37.28 | 1.07.28 | 30.00 |
| 5 John | DAA | 1.00.55 | 1.00.55 | 0 |
| 6 Peter | Kraft | 1.36.58 | 1.36.58 | 0 |
| 7 Rolf | DIY | 2.07.10 | 2.07.10 | 0 |



15+4 tävlingar



SM-medaljer till Västerås

- Vid SM i Kristianstad tog VRK:are hem följande medaljer:
- SM-lag-silver (efter kombinationslaget BRJ/ARDF-Grisen)
- SM-brons (SVM)
- Klasseger H40 (SVM)
- Klasseger H50 (CJW)



- RPO-EM i Polen Vid EM i Cetniewo deltog:
- Jan FUG, klass 40-49, placering 144 MHz: övertid, 3.5 MHz: 25:a
- Bo CJW, klass 50-59, placering 144 MHz: 22:a, 3.5 MHz: 7:a



